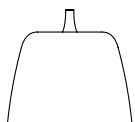
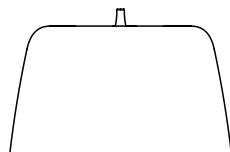


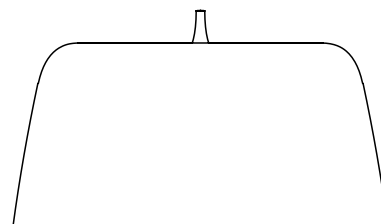
Collection Overview



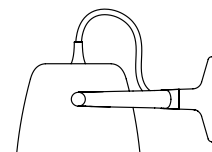
Tub Lamp
H: 9,6 x Ø: 13 cm



Tub Lamp
H: 17,4 x Ø: 30 cm



Tub Lamp
H: 21,5 x Ø: 44 cm



Tub Wall Lamp
H: 9,6 x L: 22,5 x Ø: 13,2 cm



Product Facts EU

Description

Tub is a collection of three pendant lamps and a wall lamp with a simplistic design. The elegant transition between the lampshade and the cord makes the design appear as unit. The lampshade of the wall lamp is held by an aluminum arm and has a free range of movement in all directions. Tub is available in brushed aluminum or powder-coated aluminum in Black or White.

Designer / Year Of Design

Hans Thyge & Co / 2023

Material

Lacquered or powder coated aluminum

Construction

The Tub Lamps are made from a spun aluminum lampshade with a socket for the bulb. The wall lamp is held by an aluminum arm that can move in any direction. Available in brushed aluminum or colored powder coated aluminum with a color-coordinated fabric-covered cord with a length of 4 meters. The brushed aluminum lamp shade has a grey cord and a white canopy. The white powder coated lampshade has a white cord and white canopy. The black powder coated lamp shade has a black cord and a black canopy.

Maintenance

Clean with a soft, dry cloth only.

Classification

Class II

Ip rating

IP20 ►►

normann

C O P E N H A G E N

Tub

► Voltage

220 ~ 240V

Frequency

50Hz

Socket

E27

Canopy

Color-coordinated PP Canopy

Max load

20W

Cord

4 meters of color-coordinated textile cord

Light source recommended

Tub Lamp Ø13:

EU: 2 pcs. G9 4W 240V LED bulbs

Tub Lamp Ø30:

EU: E27 Ø60 or Ø80 8W 240V LED bulb

Tub Lamp Ø44:

EU: E27 Ø60 or Ø80 8W 240V LED bulb

Tub Wall Lamp:

EU: 2 pcs. G9 4W 240V LED bulbs

Certificates and tests

EN 60598-2-1:1989 and EN 60598-1:2015



normann

C O P E N H A G E N



Product Facts US

Description

Tub is a collection of three pendant lamps and a wall lamp with a simplistic design. The elegant transition between the lampshade and the cord makes the design appear as unit. The lampshade of the wall lamp is held by an aluminum arm and has a free range of movement in all directions. Tub is available in brushed aluminum or powder-coated aluminum in Black or White.

Designer / Year Of Design

Hans Thyge & Co / 2023

Material

Lacquered or powder coated aluminum

Construction

The Tub Lamps are made from a spun aluminum lampshade with a socket for the bulb. The wall lamp is held by an aluminum arm that can move in any direction. Available in brushed aluminum or colored powder coated aluminum with a color-coordinated fabric-covered cord with a length of 4 meters. The brushed aluminum lamp shade has a grey cord and a white canopy. The white powder coated lampshade has a white cord and white canopy. The black powder coated lamp shade has a black cord and a black canopy.

Maintenance

Clean with a soft, dry cloth only.

Classification

Class II

Ip rating

IP20 ►

normann

C O P E N H A G E N

Tub

► Voltage

120V

Frequency

60Hz

Socket

E26

Canopy

Color-coordinated PP canopy

Max load

20W

Cord

4 meters of color-coordinated textile cord

Light source recommended

Tub Lamp Ø13:

US: 2 pcs. G9 4W 120V LED bulbs

Tub Lamp Ø30:

US: E26 Ø60 or Ø80 8W 120V LED bulb

Tub Lamp Ø44:

US: E26 Ø60 or Ø80 8W 120V LED bulb

Tub Wall Lamp:

US: 2 pcs. G9 4W 120V LED bulbs




normann


C O P E N H A G E N



Color Options



Black



White



Aluminum

