



THE PENGUIN DINING CHAIR, VENEER
Designed by *Ib Kofod-Larsen*

An iconic, mid-century design from the hand of Ib Kofod-Larsen, the Penguin Dining Chair continues to offer unparalleled sitting comfort and elegance thanks to its considered combination of ergonomic form, quality craftsmanship and premium materials.



PRODUCT OPTIONS

Shell



NATURAL OAK



WALNUT

Steel base



BLACK POWDER COATED STEEL

TECHNICAL SPECIFICATIONS

PRODUCT TYPE
Dining chair

COLLI
1

ENVIRONMENT
Indoor

DIMENSIONS
H: 82 cm / 32,28"
SH: 47 cm / 18,5"
AH: 64,4 cm / 23,35"
W: 56 cm / 22,05"
D: 57 cm / 22,4"

PRODUCTION PROCESS
The cut steel frame is welded by robotic welding, and then powder coated to obtain a robust surface. The seat and back is made from bended plywood, which is then oiled for a soft and protective finish

COLOUR

Seat ana backrest
Natural oak
Walnut

Base
Black (RAL 9005)

GLOSS
Gloss 10-20

MATERIALS
Powder coated steel, curved plywood and oak or walnut veneer.

WEIGHT
13,5 kg / 29,7 lb

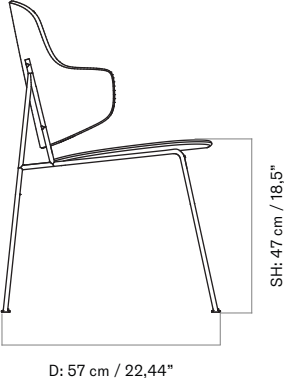
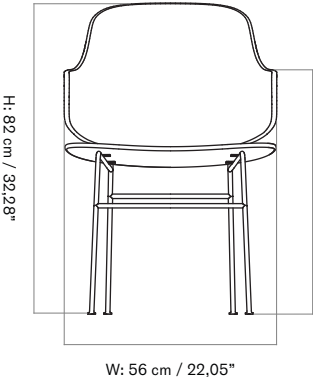
TEST
N / A

CERTIFICATIONS
EN16139:2013, L2
Crafted from FSC certified plywoo

PACKAGING TYPE
Brown box

PACKAGING MEASUREMENTS
(H × W × D)
90 cm × 66 cm × 72 cm /
35,4" × 25,9" × 28,3"

MATERIALS & MAINTENANCE
Please visit audocph.com for materials, care and maintenance instructions.





THE PENGUIN DINING CHAIR, UPHOLSTERED SEAT
Designed by *Ib Kofod-Larsen*

An iconic, mid-century design from the hand of Ib Kofod-Larsen, the Penguin Dining Chair continues to offer unparalleled sitting comfort and elegance thanks to its considered combination of ergonomic form, quality craftsmanship and premium materials.



PRODUCT OPTIONS

Shell



NATURAL OAK



WALNUT

Steel base



BLACK POWDER COATED STEEL

Spec options

Available in fabrics from our upholstery programme.
Standard lead times apply.

For custom upholstery, please refer to the guiding
textile/leather consumption:
COM: 0,65 m / 0,715 yds
COL: 0,5 m2 / 5,385 sqft

Prices excl. custom upholstery are equal to Price Category 1
Textile or Leather. Contact Sales support for approval of custom
upholstery and to place your order.

The above textile consumption is only valid for textile rolls with a width equal to
or greater than 140 cm. For smaller textile rolls, please contact Sales Support for
guidance. For textile with pattern, please expect a higher usage for correct pattern
fitting. Please contact Sales Suppo t for guidance.

TECHNICAL SPECIFICATIONS

PRODUCT TYPE
Dining chair

COLLI
1

ENVIRONMENT
Indoor

DIMENSIONS
H: 82 cm / 32,28"
SH: 47 cm / 18,5"
AH: 64,4 cm / 23,35"
W: 56 cm / 22,05"
D: 57 cm / 22,4"

PRODUCTION PROCESS
The cut steel frame is welded by robotic
welding, and then powder coated to obtain
a robust surface. The back is made from
bended plywood, which is then oiled for a
soft and protective finish. The upholste ed
seat is produced by gluing foam onto the
bended plywood shell upon which the
textile or leather is mounted.

COLOUR

Backrest
Natural oak
Walnut

Seat
Dependent upon selected upholstery

Base
Black (RAL 9005)

GLOSS
Gloss 10-20

MATERIALS
Powder coated steel, curved plywood, oak
or walnut veneer, foam and upholstery.

WEIGHT
13,5 kg / 29,7 lb

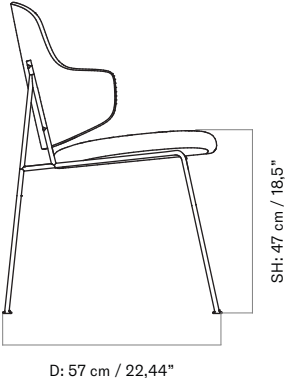
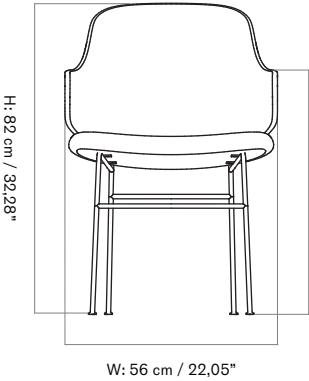
TEST
N / A

CERTIFICATIONS
EN16139:2013, L2
Crafted from FSC certified plywoo

PACKAGING TYPE
Brown box

PACKAGING MEASUREMENTS
(H × W × D)
90 cm × 66 cm × 72 cm /
35,4" × 25,9" × 28,3"

MATERIALS & MAINTENANCE
Please visit audocph.com for materials, care
and maintenance instructions.





THE PENGUIN DINING CHAIR, FULLY UPHOLSTERED
Designed by *Ib Kofod-Larsen*

An iconic, mid-century design from the hand of Ib Kofod-Larsen, the Penguin Dining Chair continues to offer unparalleled sitting comfort and elegance thanks to its considered combination of ergonomic form, quality craftsmanship and premium materials.



PRODUCT OPTIONS

Seat and backrest



UPHOLSTERED

Steel base



BLACK POWDER COATED STEEL

Spec options

Available in fabrics from our upholstery programme.
Standard lead times apply.

For custom upholstery, please refer to the guiding
textile/leather consumption:
COM: 0,65 m / 0,715 yds
COL: 0,5 m2 / 5,385 sqft

Prices excl. custom upholstery are equal to Price Category 1
Textile or Leather. Contact Sales support for approval of custom
upholstery and to place your order.

The above textile consumption is only valid for textile rolls with a width equal to
or greater than 140 cm. For smaller textile rolls, please contact Sales Support for
guidance. For textile with pattern, please expect a higher usage for correct pattern
fitting. Please contact Sales Suppo t for guidance.

TECHNICAL SPECIFICATIONS

PRODUCT TYPE
Dining chair

COLLI
1

ENVIRONMENT
Indoor

DIMENSIONS
H: 84 cm / 33"
SH: 47 cm / 18,5"
AH: 67 cm / 26,5"
W: 57 cm / 22,4"
D: 57 cm / 22,4"

PRODUCTION PROCESS
The cut steel frame is welded by robotic
welding, and then powder coated to obtain
a robust surface. The upholstered seat and
backrest is produced by gluing foam onto
the bended plywood shell upon which the
textile or leather is mounted.

COLOUR

Seat ana backrest
Dependent upon selected upholstery

Base
Black (RAL 9005)

GLOSS
Gloss 10-20

MATERIALS
Powder coated steel, curved plywood, foam
and upholstery.

WEIGHT
13,5 kg / 29,7 lb

TEST
N / A

CERTIFICATIONS
EN16139:2013, L2
Crafted from FSC certified plywoo

PACKAGING TYPE
Brown box

PACKAGING MEASUREMENTS
(H × W × D)
94 cm × 67 cm × 73 cm /
37" × 26,4" × 28,7"

MATERIALS & MAINTENANCE
Please visit audocph.com for materials, care
and maintenance instructions.

